



St Edward's Catholic Primary School



Ofsted Parent View 2019 09/11/2021

Created on 09/11/2021

Printed by Diane Tatnell

Introduction

Perspective surveys are an opportunity to find out how a group of people perceive things that relate to your school or centre.

The following pages contain the results of your survey. Use this report to help you understand peoples perceptions and develop your school or centre to cater for or improve these perceptions.

The Survey

The survey was active between 30/09/2021 – 09/11/2021 and was answered anonymously.

The survey asks a series of questions which the person must rate. The ratings are as follows:

1. Strongly Agree
2. Agree
3. Strongly Disagree
4. Disagree
5. Don't Know
6. Not Applicable

The Report

This report is broken down into several sections:

- **Survey Response**

This is an overview of how people responded to your survey.

- **Feedback Summary**

This section gives an overall look at the survey answers.

- **Detailed Feedback**

This section details answers given to each question.

Important note regarding this report:

Reports from surveys contain all the collated feedback from all respondents excepting the following:

Where a survey response contains offensive language, or information that breaches confidentiality/privacy, or information that endangers others, or information that might identify specific children, and where this is detected by automated processes in the software or by quality review, then these responses will be omitted from the survey report.

Survey Responses

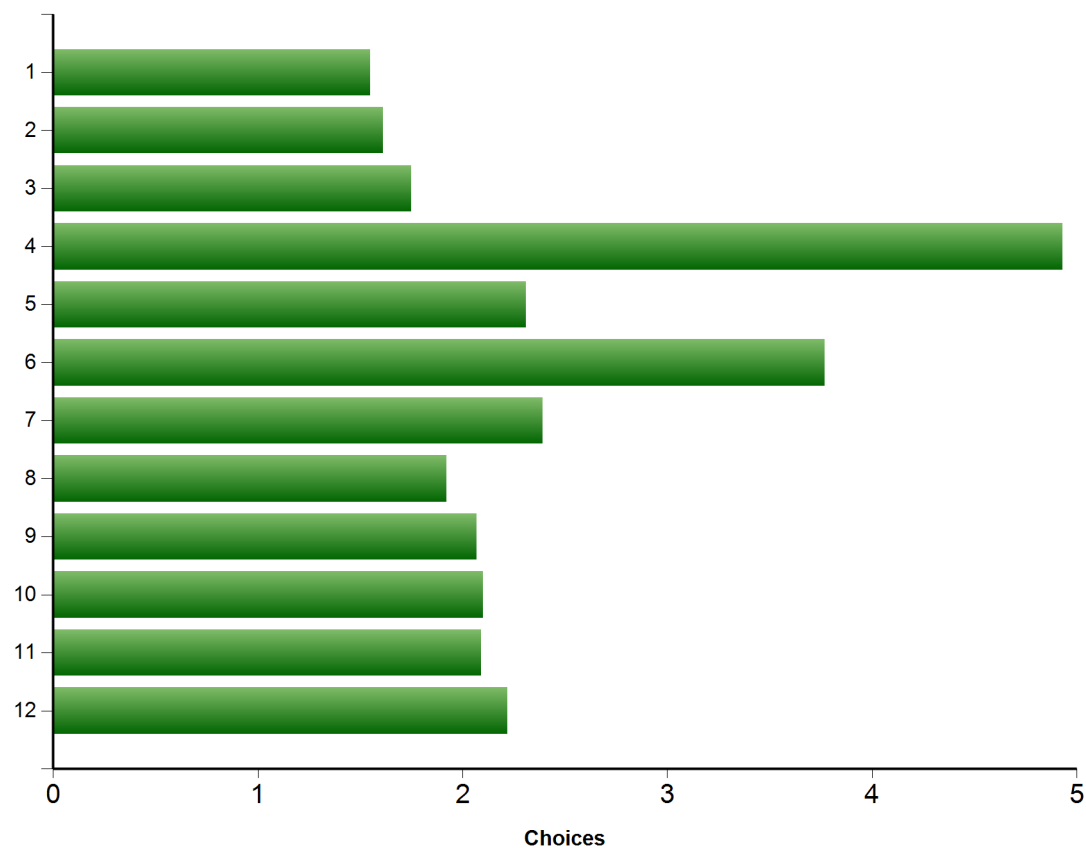
This table gives an overview of the amount of responses you have received.

Distributed To	Completed Questionnaire
228	99

Feedback Summary

Here is a graph representing the average user response for each question

Question	Response						Average
	1	2	3	4	5	6	
1	63	34	1	3	3	0	1.55
2	61	35	1	3	3	1	1.61
3	46	49	3	2	3	1	1.75
4	5	14	4	6	5	69	4.93
5	28	40	14	20	2	0	2.31
6	18	27	3	11	3	42	3.77
7	24	56	3	3	16	2	2.39
8	41	49	2	3	7	1	1.92
9	36	44	7	13	2	1	2.07
10	37	48	2	3	13	0	2.1
11	41	43	1	9	5	4	2.09
12	32	48	4	6	13	0	2.22

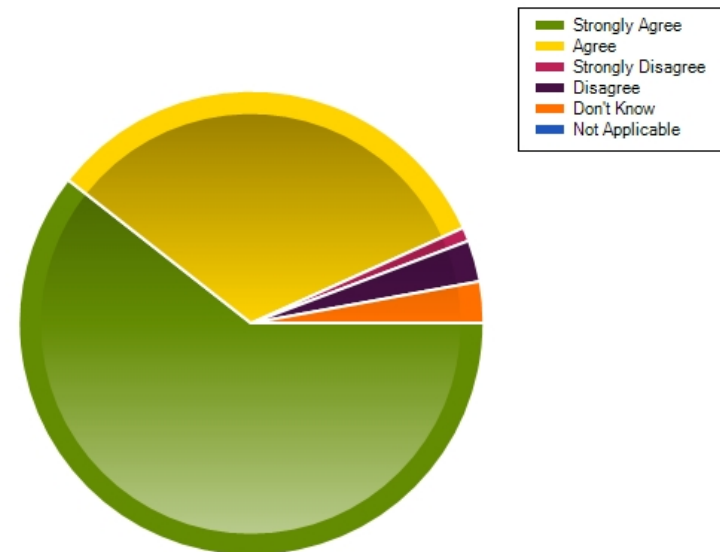
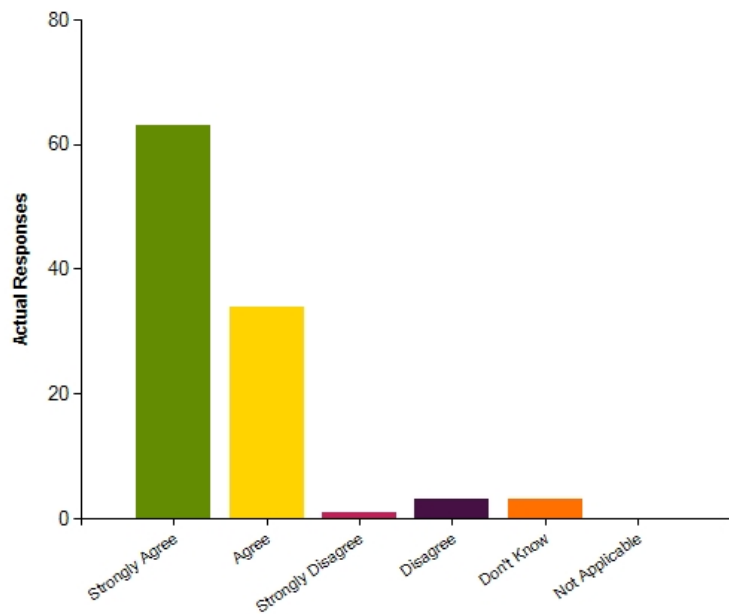


Questions

Question : My child is happy at this school.

	Strongly Agree	Agree	Strongly Disagree	Disagree	Don't Know	Not Applicable
No. Of Responses	63	34	1	3	3	0
Response Percentage	60.58	32.69	0.96	2.88	2.88	0

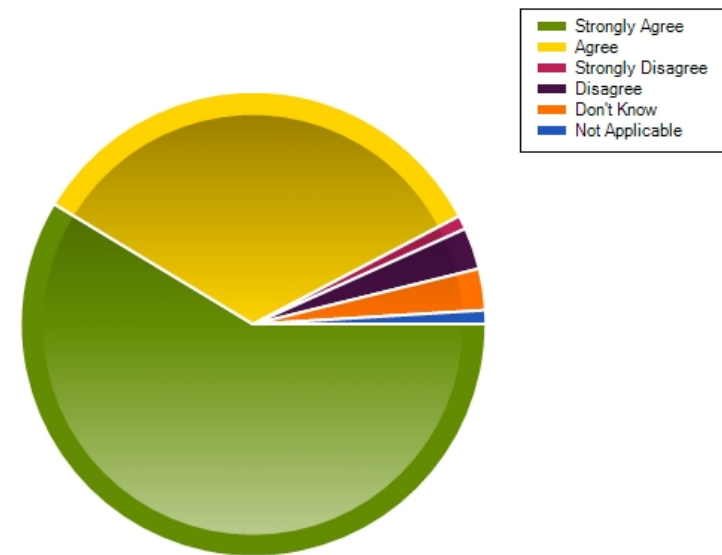
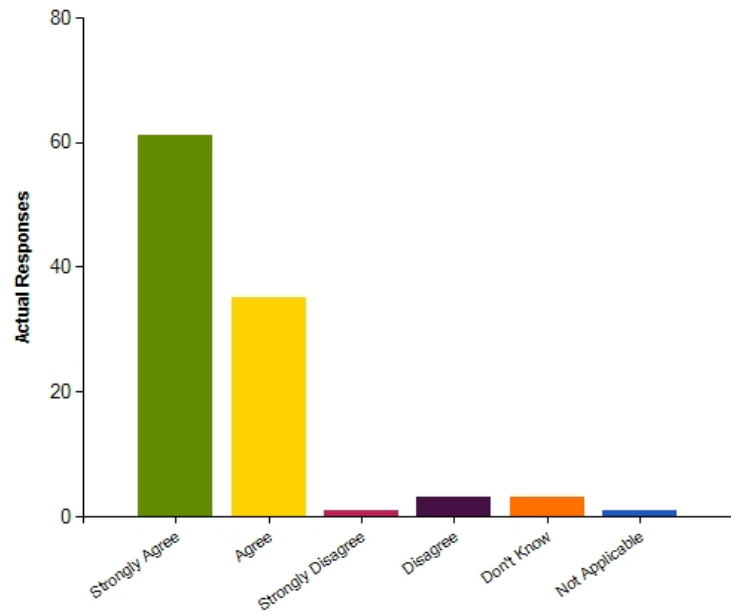
Average Response	1.55
Most Popular Response	Strongly Agree



Question : My child feels safe at this school.

	Strongly Agree	Agree	Strongly Disagree	Disagree	Don't Know	Not Applicable
No. Of Responses	61	35	1	3	3	1
Response Percentage	58.65	33.65	0.96	2.88	2.88	0.96

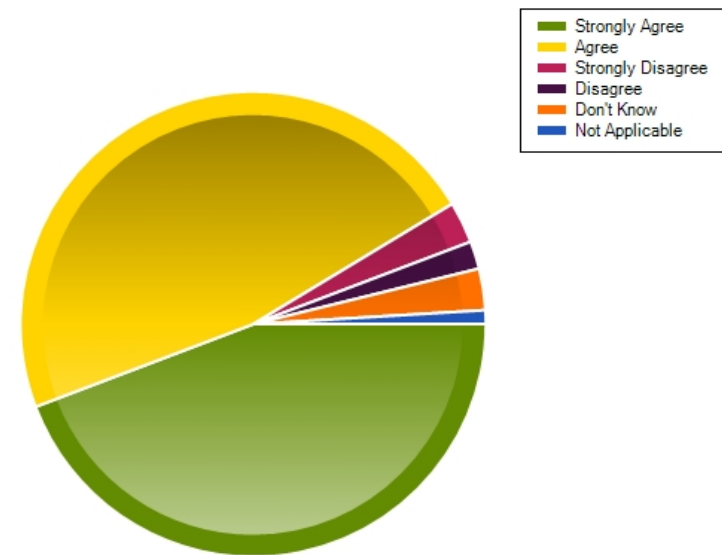
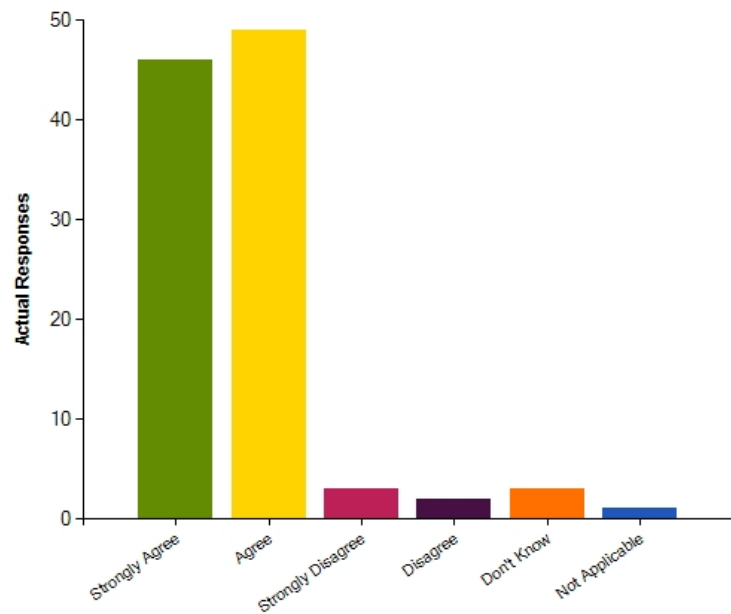
Average Response	1.61
Most Popular Response	Strongly Agree



Question : The school makes sure its pupils are well behaved.

	Strongly Agree	Agree	Strongly Disagree	Disagree	Don't Know	Not Applicable
No. Of Responses	46	49	3	2	3	1
Response Percentage	44.23	47.12	2.88	1.92	2.88	0.96

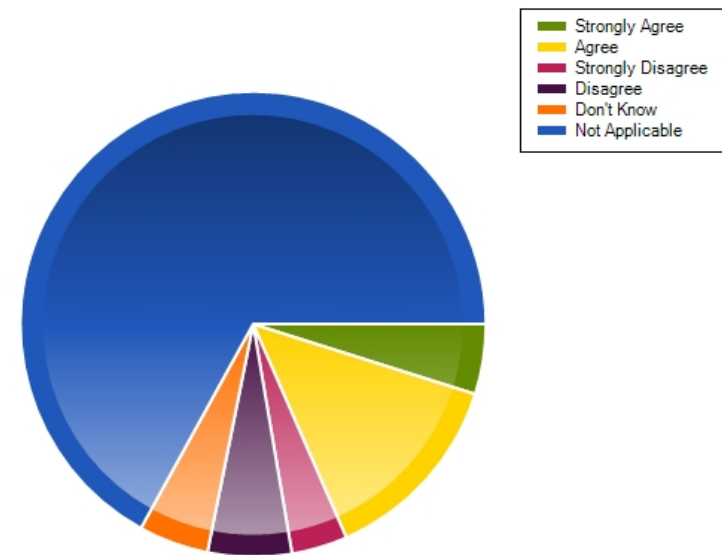
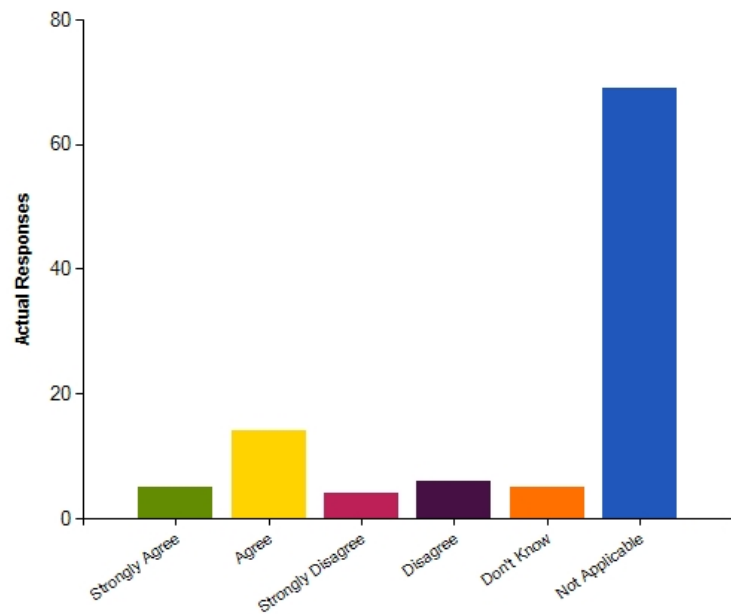
Average Response	1.75
Most Popular Response	Agree



Question : My child has been bullied and the school dealt with the bullying quickly and effectively. (Please select 'Not Applicable' if your child has not been bullied)

	Strongly Agree	Agree	Strongly Disagree	Disagree	Don't Know	Not Applicable
No. Of Responses	5	14	4	6	5	69
Response Percentage	4.85	13.59	3.88	5.83	4.85	66.99

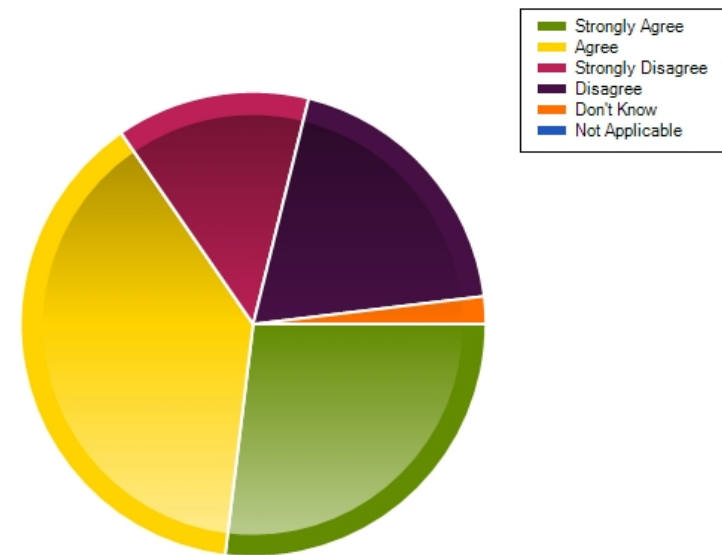
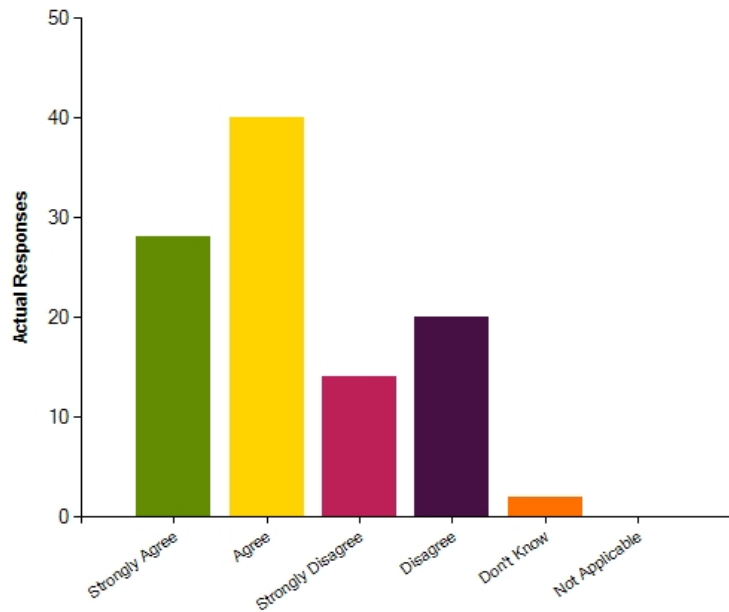
Average Response	4.93
Most Popular Response	Not Applicable



Question : The school makes me aware of what my child will learn during the year.

	Strongly Agree	Agree	Strongly Disagree	Disagree	Don't Know	Not Applicable
No. Of Responses	28	40	14	20	2	0
Response Percentage	26.92	38.46	13.46	19.23	1.92	0

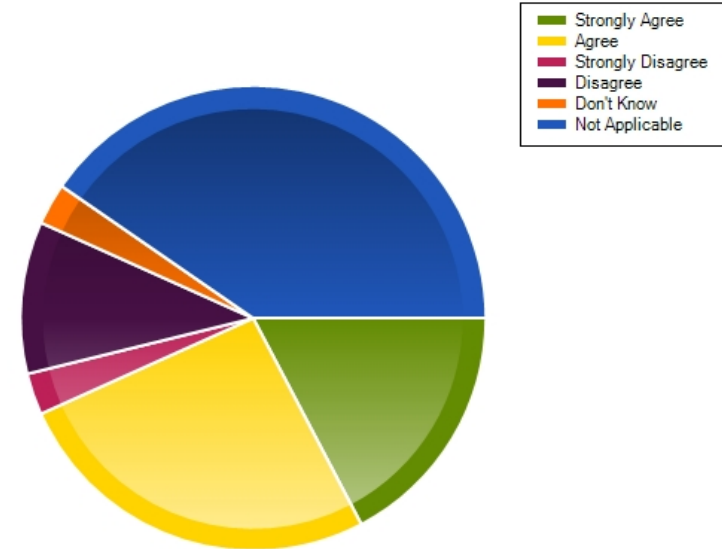
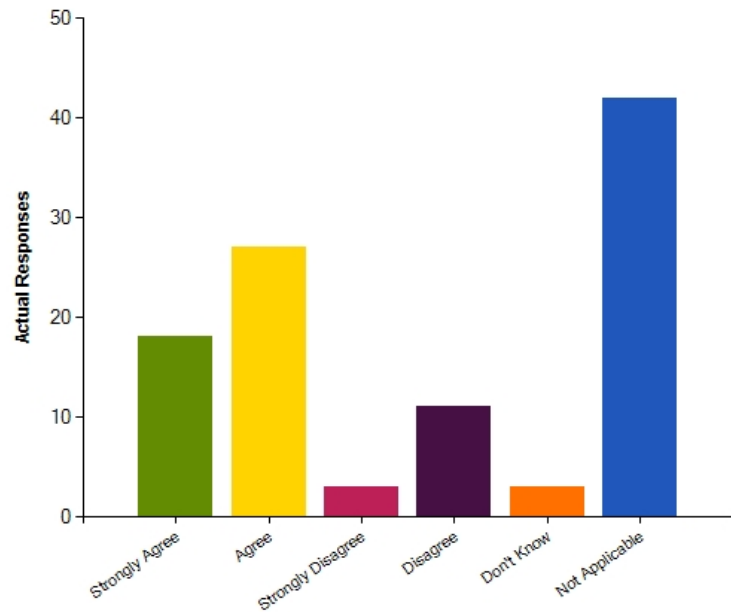
Average Response	2.31
Most Popular Response	Agree



Question : When I have raised concerns with the school they have been dealt with properly. (Please select 'Not Applicable' if you have not raised concerns)

	Strongly Agree	Agree	Strongly Disagree	Disagree	Don't Know	Not Applicable
No. Of Responses	18	27	3	11	3	42
Response Percentage	17.31	25.96	2.88	10.58	2.88	40.38

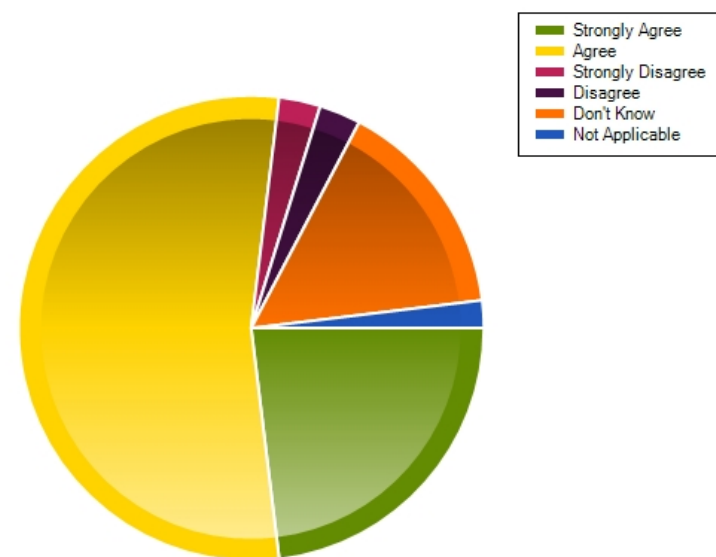
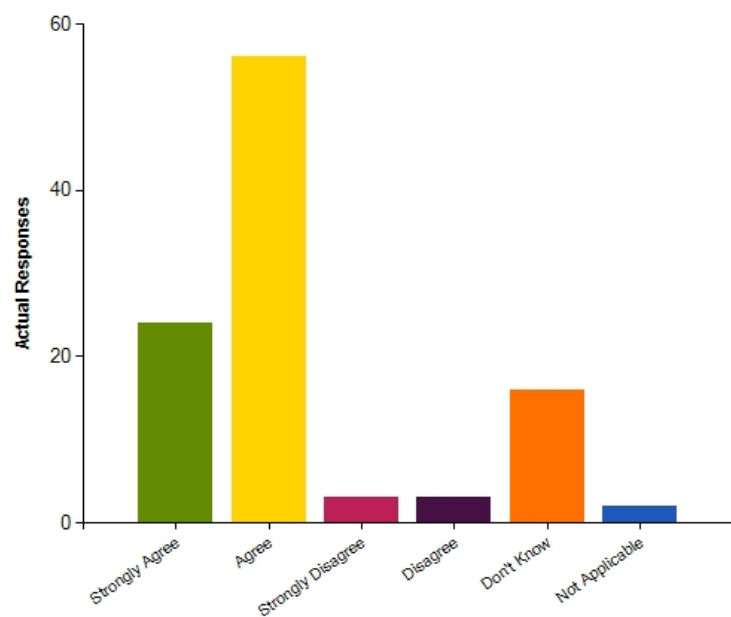
Average Response	3.77
Most Popular Response	Not Applicable



Question : The school has high expectations for my child.

	Strongly Agree	Agree	Strongly Disagree	Disagree	Don't Know	Not Applicable
No. Of Responses	24	56	3	3	16	2
Response Percentage	23.08	53.85	2.88	2.88	15.38	1.92

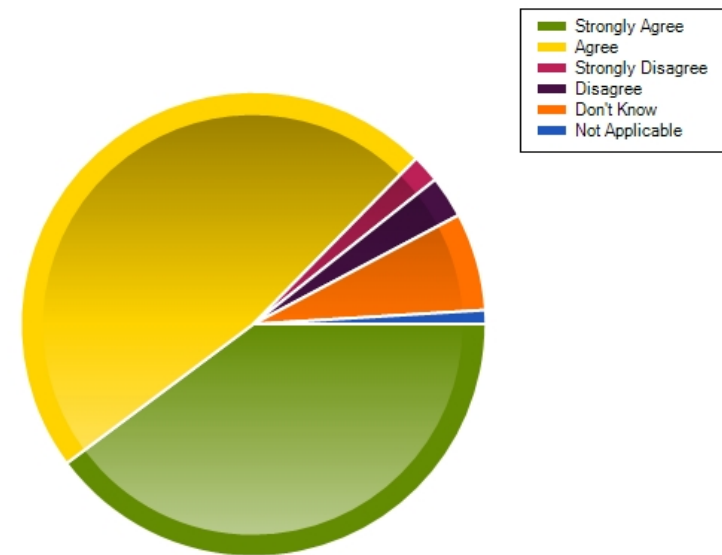
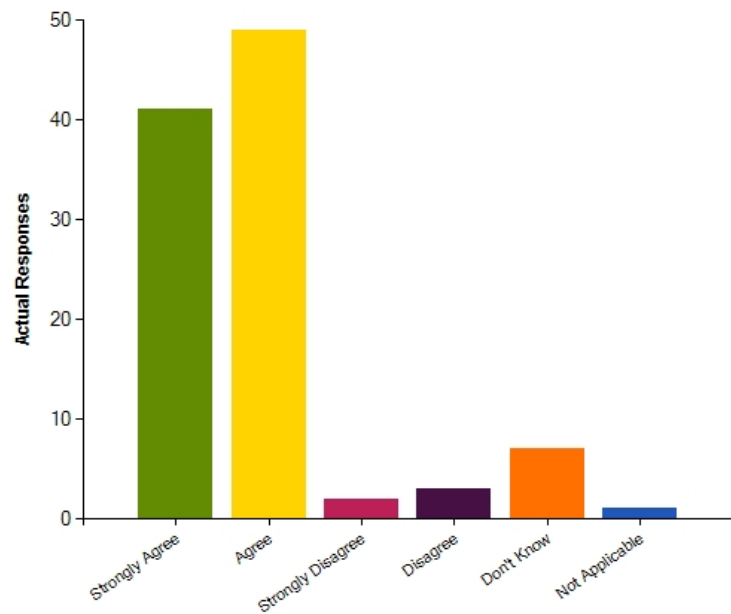
Average Response	2.39
Most Popular Response	Agree



Question : My child does well at this school.

	Strongly Agree	Agree	Strongly Disagree	Disagree	Don't Know	Not Applicable
No. Of Responses	41	49	2	3	7	1
Response Percentage	39.81	47.57	1.94	2.91	6.8	0.97

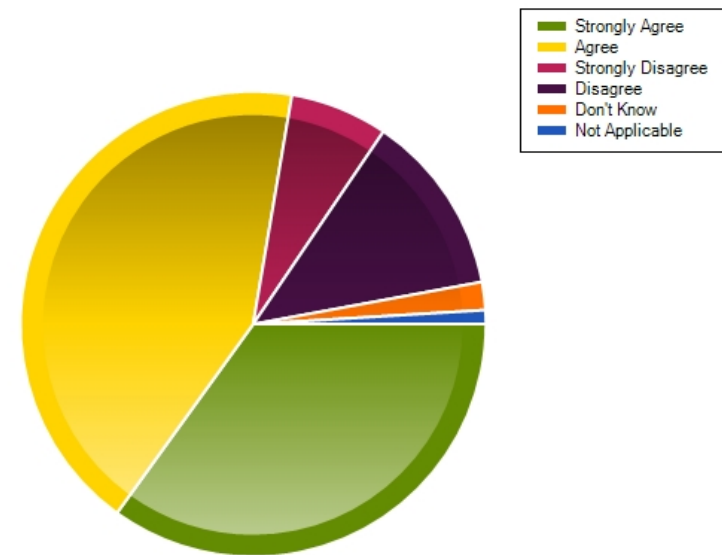
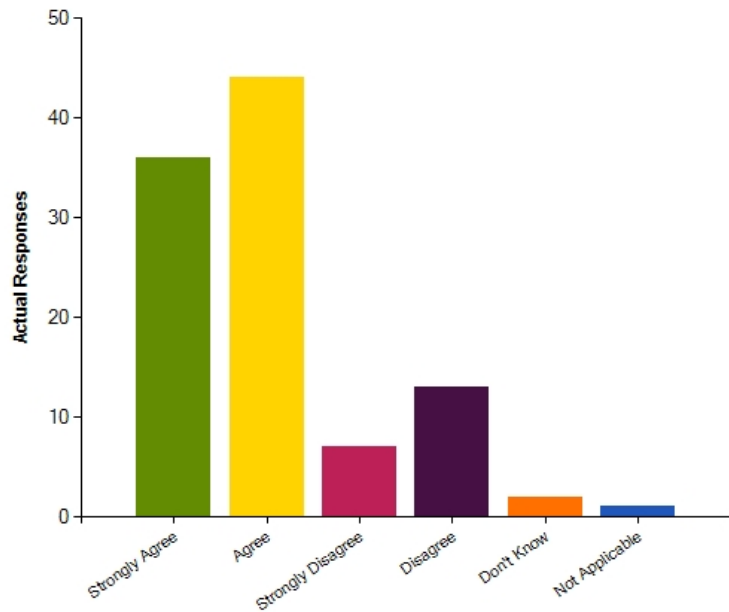
Average Response	1.92
Most Popular Response	Agree



Question : The school lets me know how my child is doing.

	Strongly Agree	Agree	Strongly Disagree	Disagree	Don't Know	Not Applicable
No. Of Responses	36	44	7	13	2	1
Response Percentage	34.95	42.72	6.8	12.62	1.94	0.97

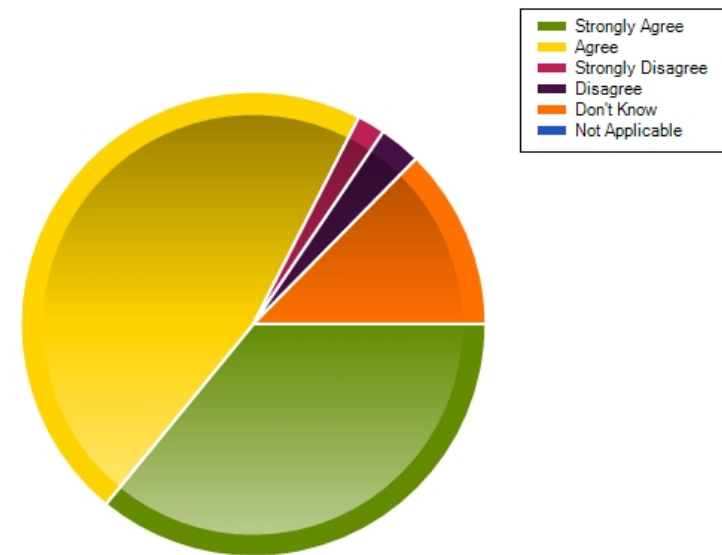
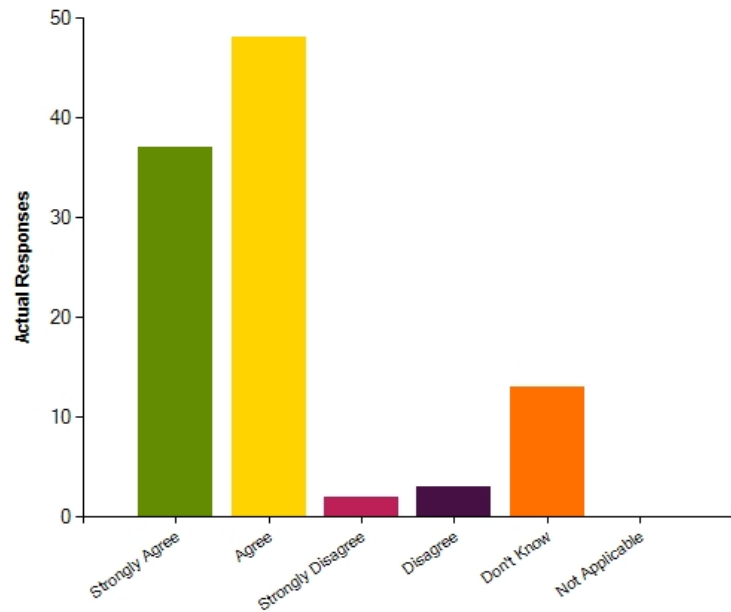
Average Response	2.07
Most Popular Response	Agree



Question : There is a good range of subjects available to my child at this school.

	Strongly Agree	Agree	Strongly Disagree	Disagree	Don't Know	Not Applicable
No. Of Responses	37	48	2	3	13	0
Response Percentage	35.92	46.6	1.94	2.91	12.62	0

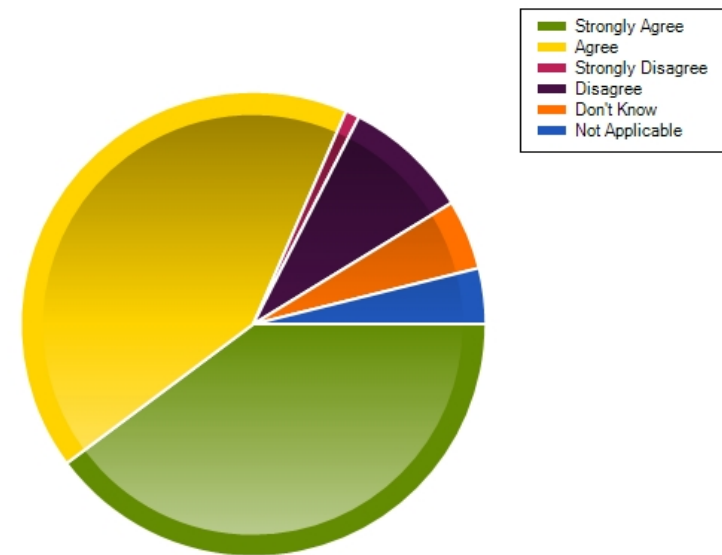
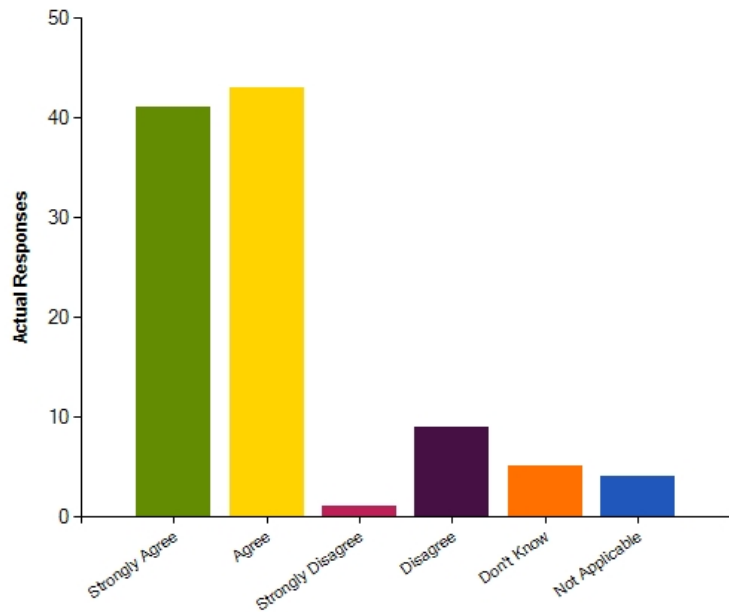
Average Response	2.1
Most Popular Response	Agree



Question : My child can take part in clubs and activities at this school.

	Strongly Agree	Agree	Strongly Disagree	Disagree	Don't Know	Not Applicable
No. Of Responses	41	43	1	9	5	4
Response Percentage	39.81	41.75	0.97	8.74	4.85	3.88

Average Response	2.09
Most Popular Response	Agree



Question : The school supports my child's wider personal development.

	Strongly Agree	Agree	Strongly Disagree	Disagree	Don't Know	Not Applicable
No. Of Responses	32	48	4	6	13	0
Response Percentage	31.07	46.6	3.88	5.83	12.62	0

Average Response	2.22
Most Popular Response	Agree

